


Handleiding Led Paneel IP65



KOOPMANINTERLIGHT.NL

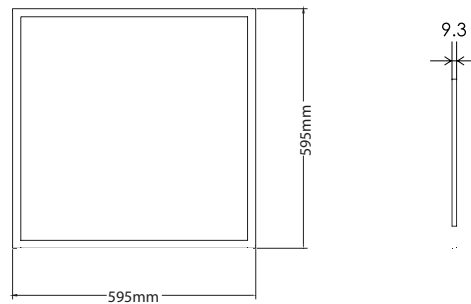


HANDLEIDING LED PANEEL IP65

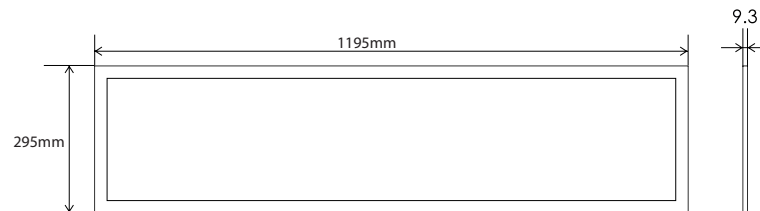
Lees voor gebruik eerst de installatie instructie en bewaar deze voor eventueel toekomstig gebruik.

Afmetingen (mm)

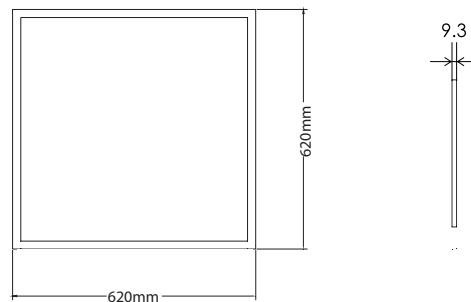
IL-P595



IL-P195



IL-P620

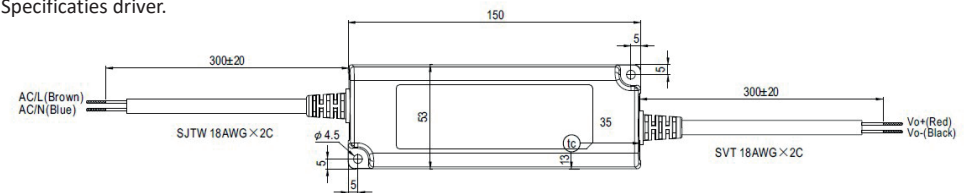


Driver

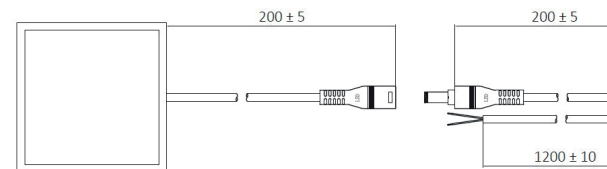


Sluit de bedrading aan conform schema:

a. Specificaties driver.



b. Paneel aan driver aansluiten.



Algemene informatie


- Gebruik een droge of licht vochtige doek voor het schoonmaken.
- Gebruik geen schoonmaakmiddelen voor het schoonmaken.
- Pas op voor elektrische schokken.
- Deze panelen mogen alleen gebruikt worden met een Interlight driver.
- Garantie alleen van toepassing indien paneel in combinatie met een Interlight driver wordt gebruikt.

LET OP: Dit product mag alleen geïnstalleerd worden door een erkend installateur.

Anleitung Led Panel IP65



KOOPMANINTERLIGHT.NL

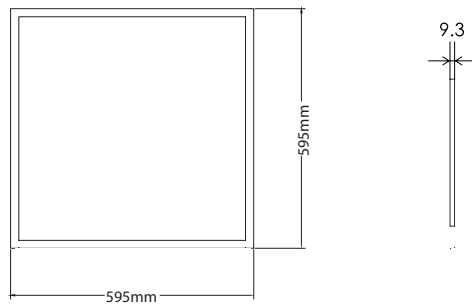


ANLEITUNG LED PANEL IP65

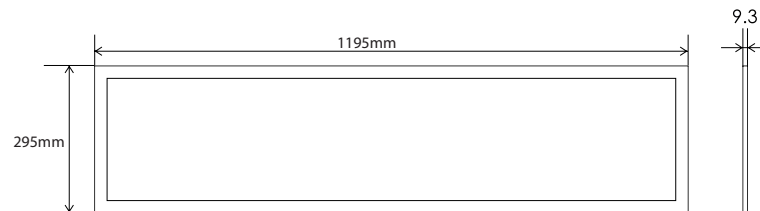
Lesen Sie diese Anleitung vor Gebrauch aufmerksam durch und bewahren Sie diese für einen späteren Gebrauch gut auf.

Abmessungen (mm)

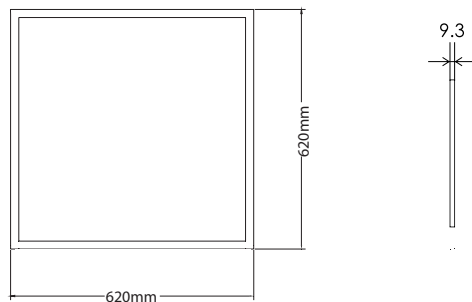
IL-P595



IL-P195



IL-P620

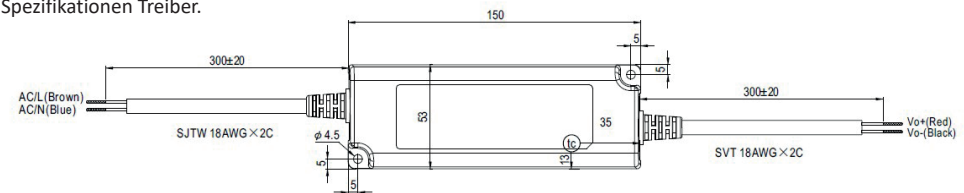


Treiber

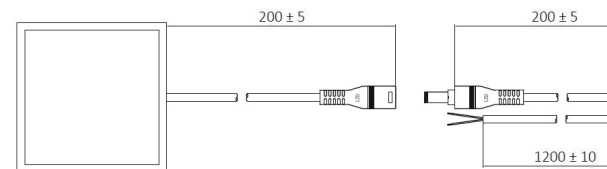


Schließen Sie die Verdrahtung gemäß dem Diagramm an:

a. Spezifikationen Treiber.



b. Panel an den Treiber anschließen.



Allgemeine Informationen

- Verwenden Sie ein trockenes oder leicht feuchtes Tuch zum Reinigen.
- Verwenden Sie keine Reinigungsmittel zur Reinigung.
- Schützen Sie sich vor einem elektrischen Schlag
- Diese Panels dürfen nur mit einem Interlight-Treiber verwendet werden.
- Garantie gilt nur, wenn das Panel in Kombination mit einem Interlight-Treiber verwendet wird.


ACHTUNG: Die Installation muss von einer elektrotechnischen Fachkraft erfolgen!

Manual

Led Panel IP65



KOOPMANINTERLIGHT.NL

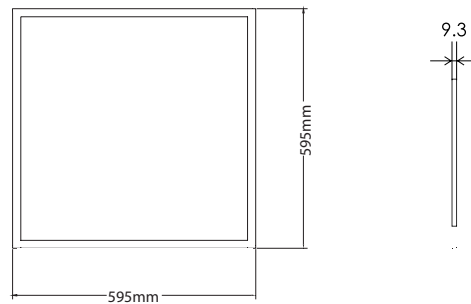


MANUAL LED PANEL IP65

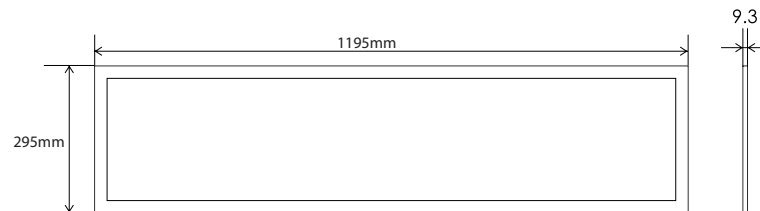
Read this manual carefully and keep it for future use.

Dimensions (mm)

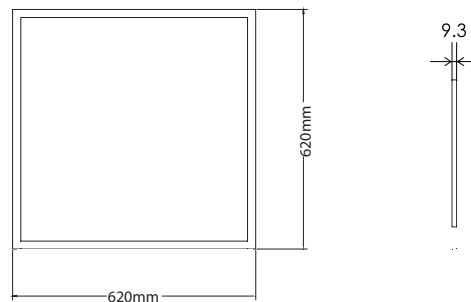
IL-P595



IL-P195



IL-P620

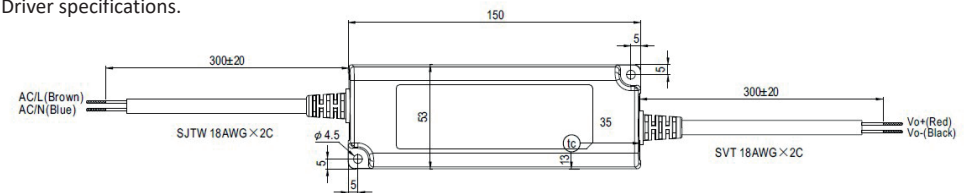


Driver

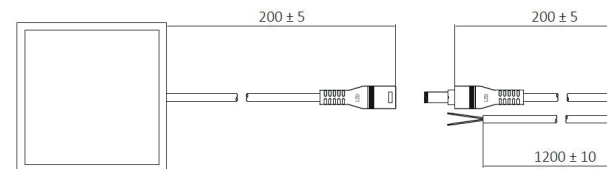


Connect the wiring according to the diagram:

a. Driver specifications.



b. Connect panel to driver.



General information

- Use a dry or slightly damp cloth for cleaning.
- Do not use cleaning agents for cleaning.
- Beware of electric shocks.
- These panels may only be used with an Interlight driver.
- Warranty only applicable if panel is used in combination with an Interlight driver.

WARNING: This product may only be installed by a recognized installer.